

Withdrawing money from an ATM.

A helpful how-to guide.

How to withdraw money from an ATM.

Step 1.

Before you insert your card, check your surroundings and make sure it's safe.



Step 2.

Once your card is inserted, use the keypad to enter your PIN and then press 'OK'.

For security purposes, you should avoid writing down or telling anyone your PIN.



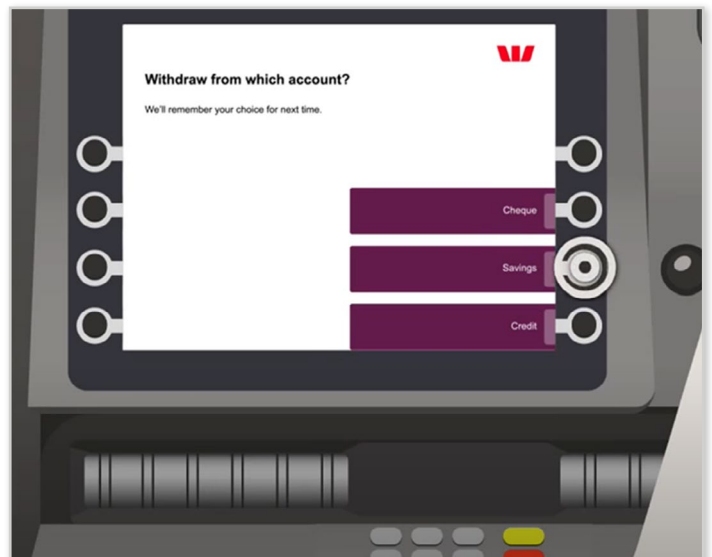
Step 3.

Use the keypad to enter the amount you want to withdraw and then press 'OK'.



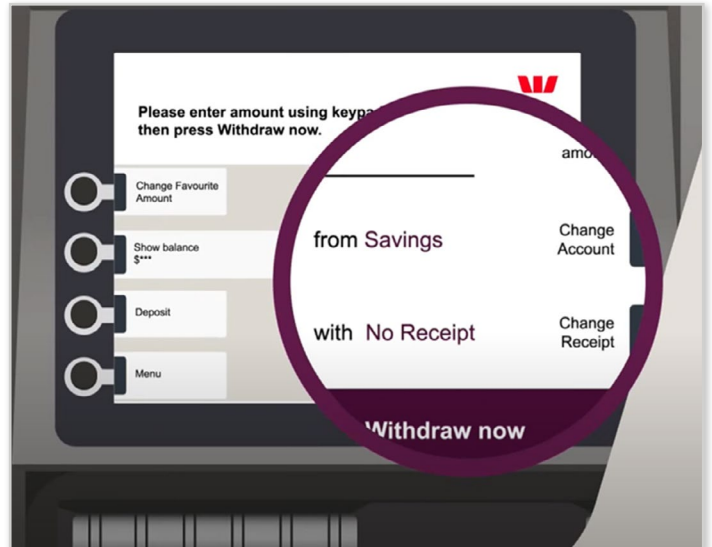
Step 4.

Select which account you want to make a withdrawal from by pressing the button. We'll remember your choice for next time.



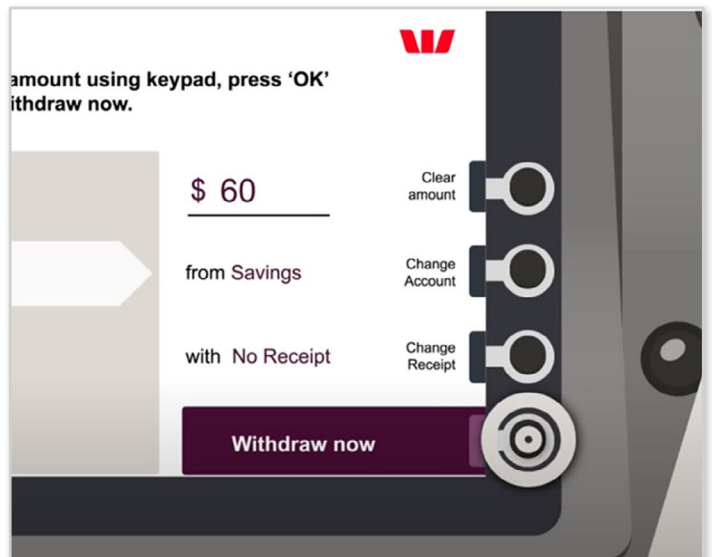
Step 5.

Choose whether or not you would like a receipt by pressing the corresponding button.



Step 6.

Once you're ready, press the button next to 'Withdraw now' and your cash will be dispensed. Remember to collect your card.



We're here to help.

 westpac.com.au/atm-withdrawal