

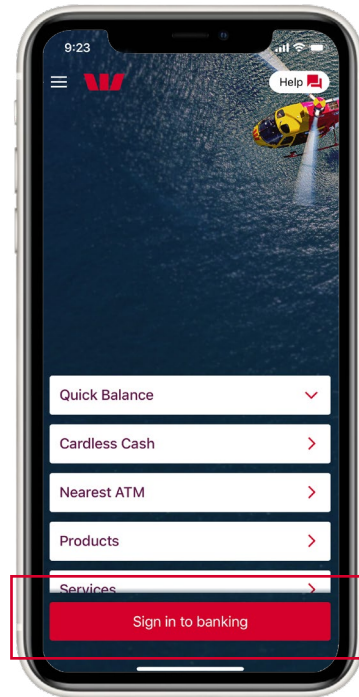
Activating your card.

A helpful Westpac App how-to guide.

How to activate your card.

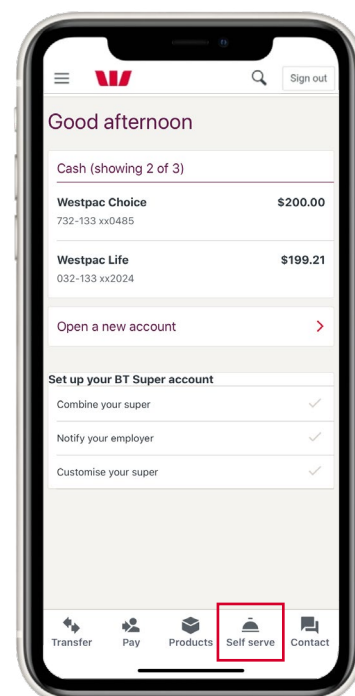
Step 1.

Open the Westpac App on your phone and tap 'Sign in to banking'.



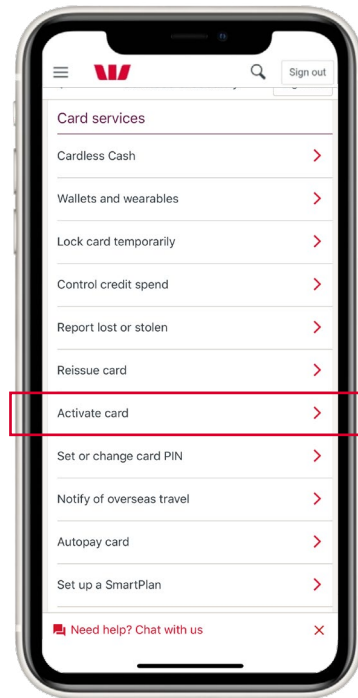
Step 2.

Tap the 'Self serve' icon located on the bottom menu.



Step 3.

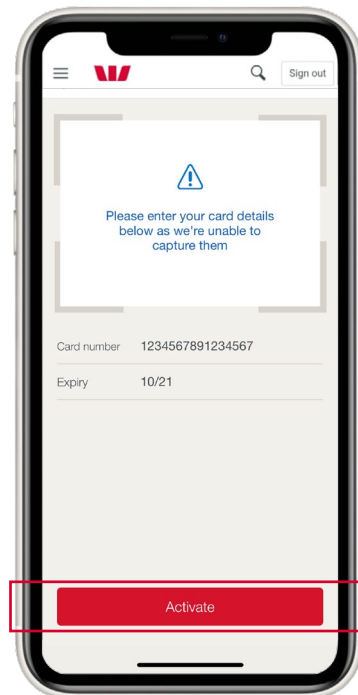
Under 'Card Services', tap 'Activate Card'.



Step 4.

Enter your 16-digit Card number and Expiry date in the fields provided, and then tap 'Activate'.

Your card has now been activated.



We're here to help.

 westpac.com.au/activate-card