

# View the Interest and Tax Summary for your accounts.

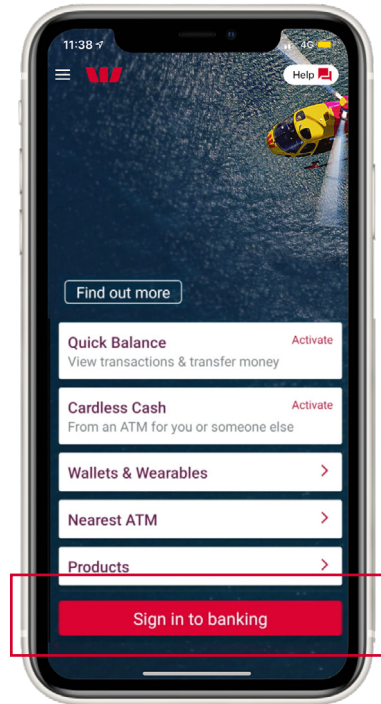
A helpful Westpac App how-to guide.



# How to view your Interest and Tax Summary for your accounts.

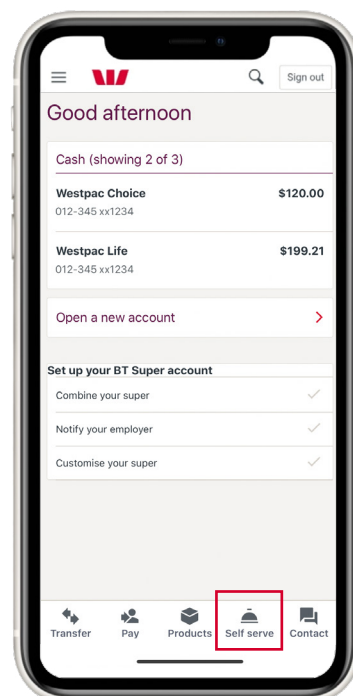
## Step 1.

Open the Westpac App on your phone and tap 'Sign in to banking'.



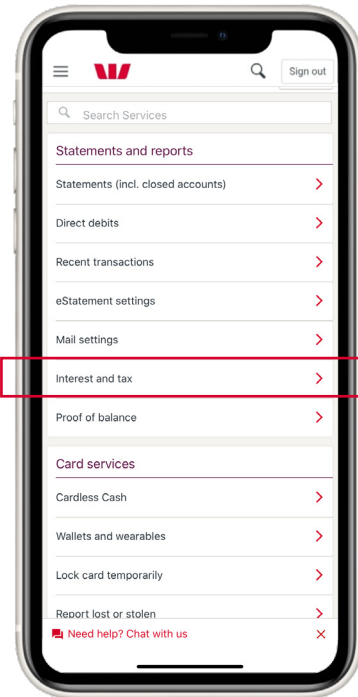
## Step 2.

Tap the 'Self serve' icon located on the bottom menu.



### Step 3.

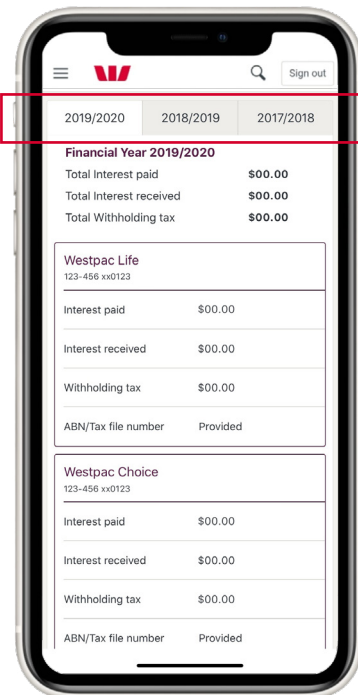
Under 'Statements and reports', tap 'Interest and tax'.



### Step 4.

Here's an example of what your Interest and Tax Summary will look like.

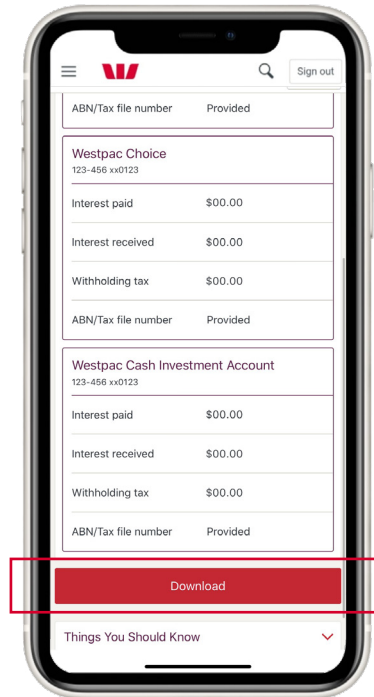
Each clickable tab will show your yearly Interest and Tax Summary.



## Step 5.

Scroll down to view additional summaries for your other accounts.

Tap 'Download' at the bottom of the screen to save a copy of your Interest and Tax Summary.



**We're here to help.**

 [westpac.com.au/interest-tax](https://westpac.com.au/interest-tax)

