

View the Interest and Tax Summary for your accounts.

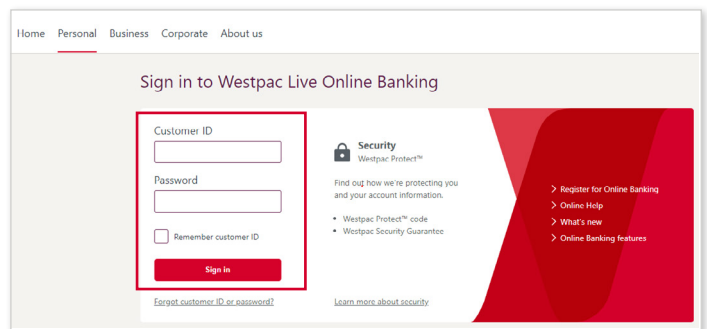
A helpful step-by-step guide
for Online Banking.



How to view your Interest and Tax Summary for your accounts.

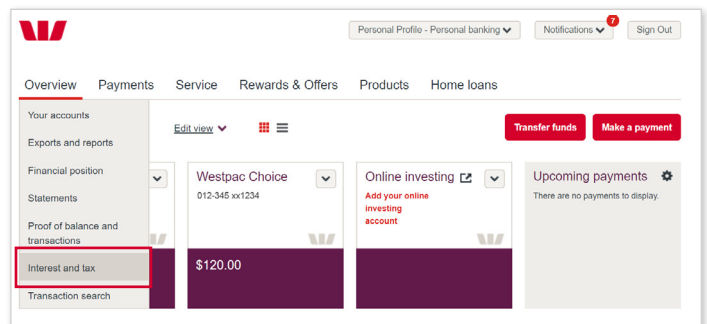
Step 1.

Sign in to Westpac Online Banking with your Customer ID and Password.



Step 2.

In the 'Overview' tab on the menu bar, select 'Interest and tax' from the drop-down list.

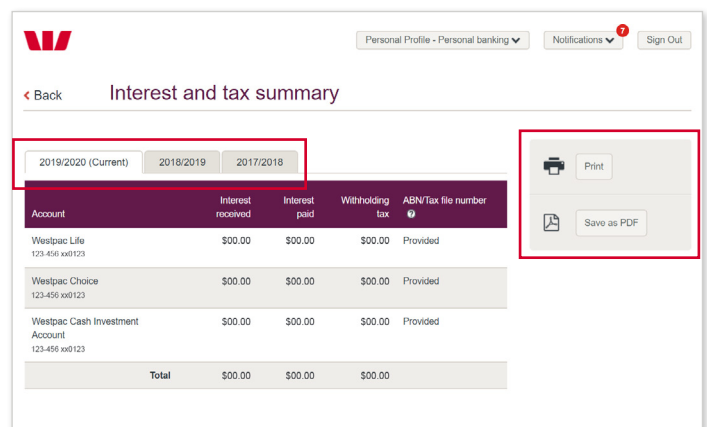


Step 3.

Here's an example of what your Interest and Tax summary will look like.

Each clickable tab will show your yearly Interest and Tax Summary.

You can choose to print or save the summary as a PDF.



We're here to help.

 westpac.com.au/interest-tax

