

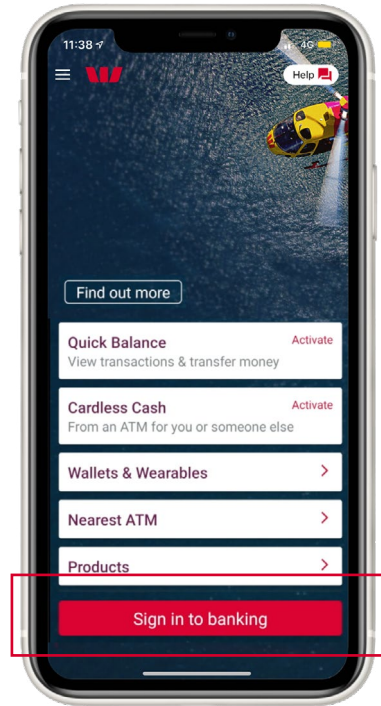
# Changing your Daily Payment Limit.

A helpful Westpac App how-to guide.

# How to change your Daily Payment Limit.

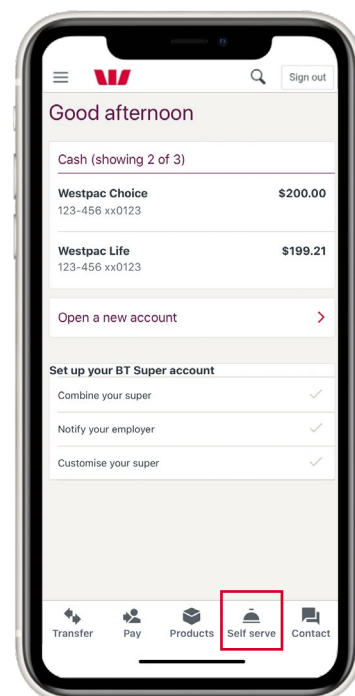
## Step 1.

Open the Westpac App on your phone and tap 'Sign in to banking'.



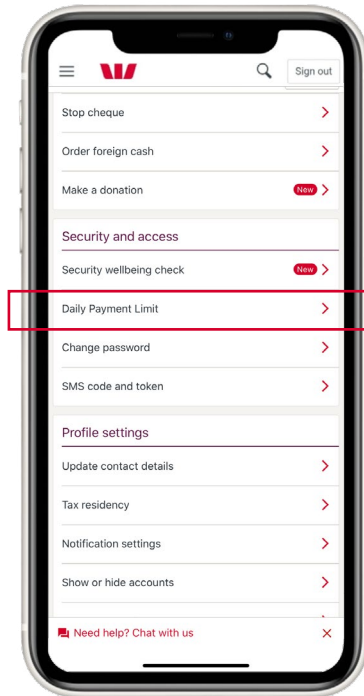
## Step 2.

Tap the 'Self serve' icon located on the bottom menu.



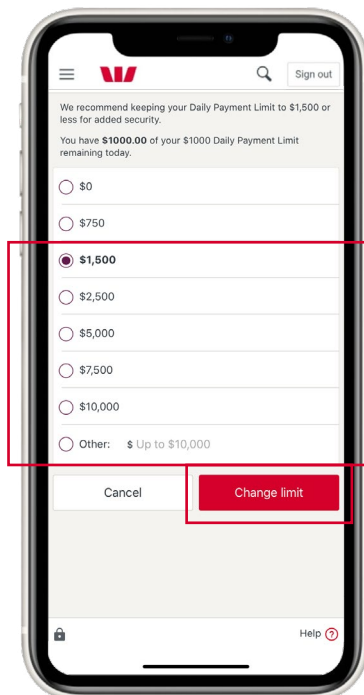
### Step 3.

Scroll down to 'Security and access' and tap 'Daily Payment Limit'.



### Step 4.

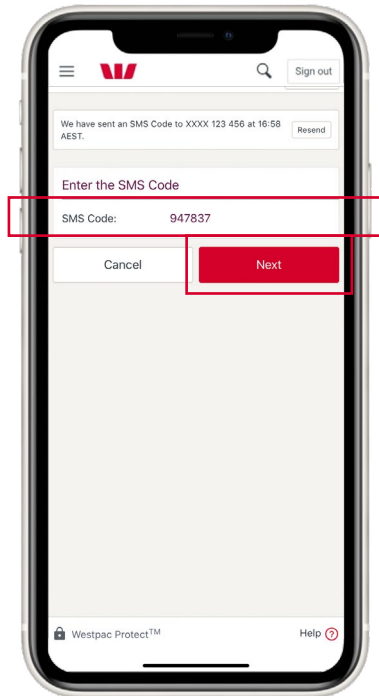
Select your new daily payment limit or enter the amount in 'Other' and tap 'Change limit'.



## Step 5.

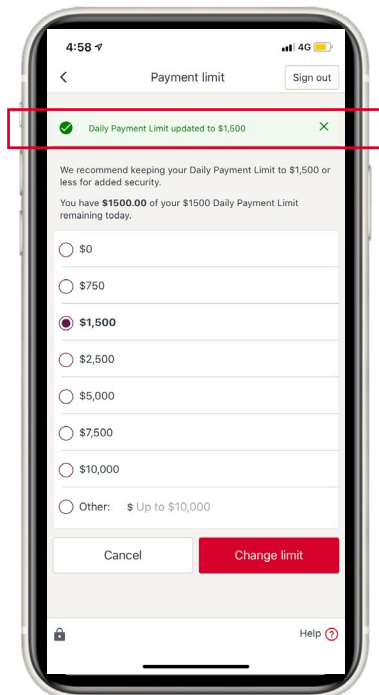
A Westpac Protect SMS® Code will then be sent to your registered mobile phone number.

Enter the SMS Code and tap 'Next'.



## Step 6.

Your daily payment limit will now be updated.



**We're here to help.**

 [westpac.com.au/daily-payment-limit](https://westpac.com.au/daily-payment-limit)