




# English

## The Radio Alphabet

Time recommended: 30 minutes  
Year 3 and 4

Strand:	Language
Descriptor:	Language variation and change
Understand that languages have different written and visual communication systems, different oral traditions and different ways of constructing meaning. (ACELA1475)	



Name: \_\_\_\_\_



# The Radio Alphabet

The Rescue Crew cannot always hear each other clearly when they are on a mission, so they use a different way of communicating – the Radio Alphabet. With your classmates, see how well you can use the radio alphabet.

This is the alphabet that the Rescue Crew use to clearly communicate certain words over the radio. If there is a lot of noise, the Crew need to make sure that emergency services or the base can clearly understand what they are saying.

It is mostly used for words or directions, not a whole conversation. This is the Phonetic Alphabet.

## TASK ONE:


Spell out your name, your suburb and the name of a local beach, park or place using the Phonetic Alphabet guide. Write it down, then practise saying your words with a classmate.


---

---

Example: If the Helicopter was communicating with emergency services and tells them that they are near an accident site which is located on Putty Rd, they would confirm the road name by saying:

PAPA	UNIFORM	TANGO	TANGO	YANKEE
=	=	=	=	=
P	U	T	T	Y





# The Radio Alphabet

LETTER	PHONETIC	SPOKEN AS
A	ALPHA	AL FAH
B	BRAVO	BRAH VO
C	CHARLIE	CHAR LEE
D	DELTA	DELLTA
E	ECHO	ECK OH
F	FOXTROT	FOKS TROT
G	GOLF	GOLF
H	HOTEL	HOH TEL
I	INDIA	IN DEE AH
J	JULIET	JEW LEE ETT
K	KILO	KEY LOH
L	LIMA	LEE MAH
M	MIKE	MIKE
N	NOVEMBER	NO VEMBER
O	OSCAR	OSS CAH
P	PAPA	PAH PAH
Q	QUEBEC	KEH BECK
R	ROMEO	ROH ME OH
S	SIERRA	SEE AIR RAH
T	TANGO	TANG GO
U	UNIFORM	YOU NEE FORM
V	VICTOR	VICK TAH
W	WHISKEY	WISS KEY
X	X-RAY	ECKS RAY
Y	YANKEE	YANG KEY
Z	ZULU	ZOO LOO

